Edge Copper Corporation

Built to Deliver: A New Edge in American Copper.

Zonia Copper Project, Arizona

October 2026

TSX: EDCU

FORWARD LOOKING STATEMENT

This presentation contains "forward-looking information" within the meaning of applicable Canadian provincial and territorial securities legislation. Forward-looking information includes, but is not limited to, statements with respect to: the timeline for and development of the Zonia Copper Project (including, without limitation, the anticipated timing and occurrence of additional metallurgical test work and the achievement of production, if at all, and the timing thereof), the CAPEX intensity, Edge Copper's potential for re-rate, the anticipated timing and release of the updated mineral resource and of the prefeasibility study, exploration upside, recoverable mineral resources, mineralization of exploration targets, project costs and need of capital, financial projections and value opportunity of the Zonia Copper Project, potential and opportunity to increase mine life, the future price of copper and other commodities, the scope, objectives and outcome of Edge Copper's drilling program, and other events or conditions that may occur in the future. Often, but not always, forward-looking information can be identified by the use of words and phrases such as "plans", "expects", "is expected", "budget", "scheduled", "estimates", "forecasts", "intends", "anticipates", or "believes" or variations (including negative variations) of such words and phrases, or statements that certain actions, events or results "may", "could", "would", "should", "might" or "will" be taken, occur or be achieved and other similar expressions.

Forward-looking information involves known and unknown risks, uncertainties, assumptions and other factors which may cause Edge Copper's actual results, performance or achievements to be materially different from any future results, performance or achievements expressed or implied by forward-looking information. See the risks and uncertainties identified under the heading "Risk Factors" in the Company's current annual information form and in other periodic filings that the Company has made and may make in the future with the securities commissions or similar regulatory authorities in Canada, all of which are available under the Company's SEDAR+ profile at www.sedarplus.ca. The forward-looking information in this presentation is based on several assumptions, including: the accuracy of Edge Copper's assessment of the development of the Zonia Copper Project; stability or increase in medium- and long-term copper prices; stability of exchange rates; obtaining permitting; Edge Copper's management achieving its development goals at Zonia; and the absence of any other factors that could cause actions, events or results to differ from those anticipated, estimated, intended or implied.

Risks and uncertainties, many of which are difficult to predict and generally beyond Edge Copper's control, could cause actions, events or results to differ from those anticipated, estimated, intended or implied by forward-looking information. Readers are cautioned that the foregoing list is not exhaustive of all risks, uncertainties, assumptions and other factors. Edge Copper cannot assure readers that forward-looking information will prove to be accurate, as actual results and future events could differ materially from those anticipated in such information. Although Edge Copper has attempted to identify important factors that could cause actual results to differ materially, there may be other factors that cause results not to be as anticipated, estimated or intended. Accordingly, readers should not place undue reliance on forward-looking information. The forward-looking information contained in this presentation is presented for the purposes of assisting readers' understanding of Edge Copper's financial and operating performance, as expected by management, and Edge Copper's plans and objectives, and such forward-looking information may not be appropriate for other purposes.

The forward-looking information contained in this presentation represents Edge Copper's views and expectations as of the date of this presentation. Edge Copper expects that subsequent events and developments may cause the Company's views to change. However, while Edge Copper may elect to update such forward-looking information at a future time, the Company has no current intention of doing so, except to the extent required by applicable law. All forward-looking statements and information herein are qualified by this cautionary statement.

A PEA-Backed U.S. Copper Project with Visible Exploration and Development Catalysts

Investment Highlights

- Current January 2026 Mineral Resource Estimate (MRE): Ind 964M + Inf 341M lbs Cu (historical drilling only)
- 54,000 ft drill program underway; ~44,000 ft complete
- Q4 2026 MRE to incorporate the current program
- Conventional open pit, heap leach and SX/EW; planned Grade A cathode
- March 2026 PEA[(1)]: 76 Mlb/y, US$488M NPV8 and US$525M capex
- Mid-2027 Pre-feasibility Study (PFS) target

March 2026 PEA — Economic Starting Point

After-tax NPV8%	After-tax IRR	Total FCF	Cu Production	Initial CAPEX
$488M	**23.4%**	**$985M**	**76Mlb/y**	**$525M**

EDGE COPPER

Note: All Dollars are in USD. PEA Base case economics are based on a copper price of US$4.60/lb.

A 100%-Owned Arizona Oxide Copper Project with a Conventional Development Concept

Zonia at a glance

- Yavapai County, Arizona — Tier-1 jurisdiction
- 100%-owned by Edge Copper
- Past-producing heap leach operation in the Walnut Grove district
- Planned Grade A copper cathode
- Open pit, heap leach and SX/EW processing
- Existing road access, water and powerline

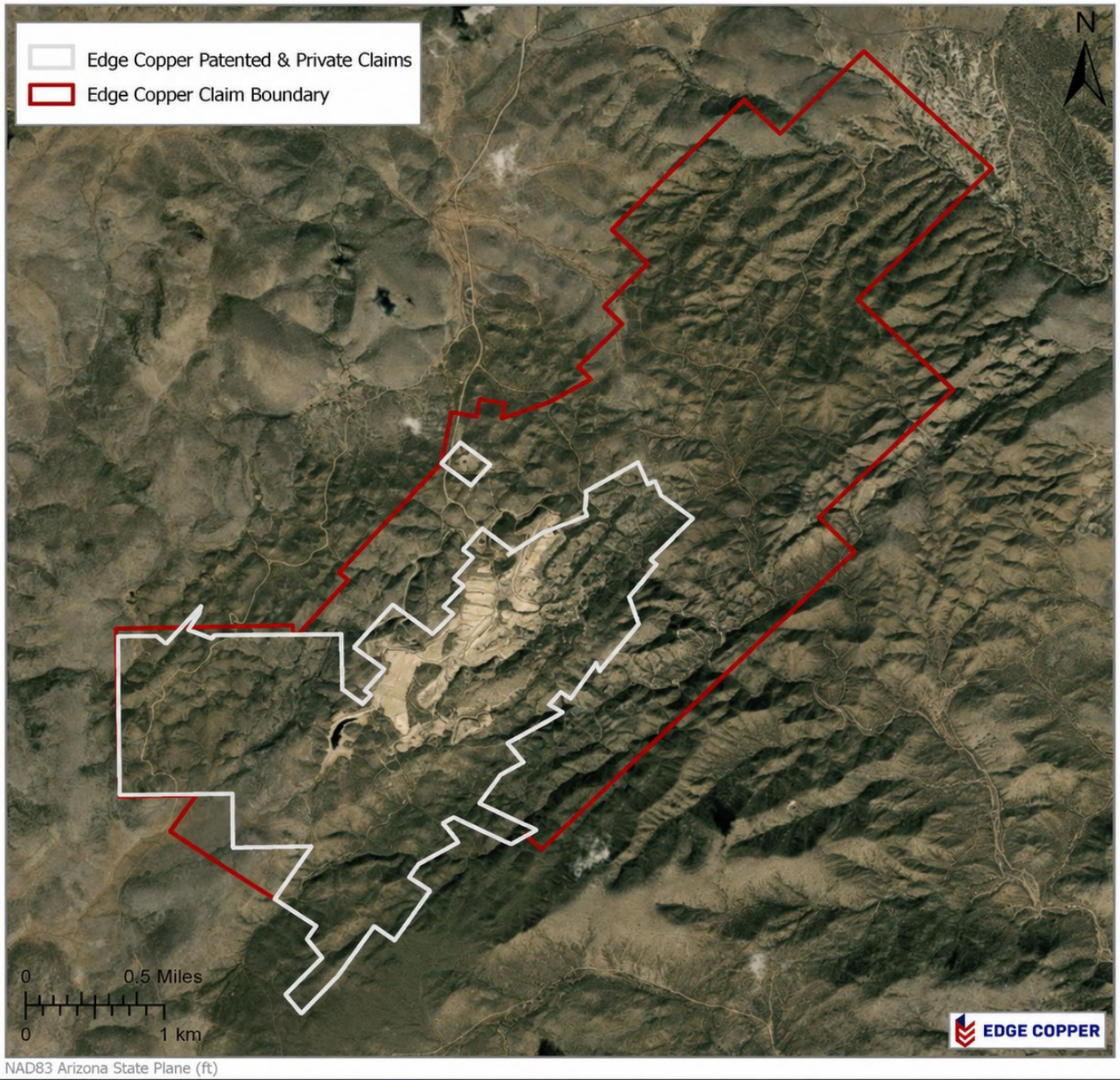

EDGE COPPER

Current MRE Establishes a Large Copper Baseline Before the 2026 Drill Program

January 2026 MRE[1]

Category	Tons *(Mt)*	Grade *(% Cu)*	Contained Cu *(Mlbs)*
Indicated	194	0.25	**964**
Inferred	86	0.20	**341**

Contained Copper Baseline

Indicated	Inferred
964 Mlb Cu	341 Mlb Cu

Based on historical drilling. The 2026 program is not included and will be included in the Q4 2026 update.

EDGE COPPER

(1) See Legal Matters under the heading, "Mineral Resource Estimate" for assumptions.

2026 Drilling Is Confirming Continuity While Testing the Margins of the Oxide System

- ~44,000 ft (~80%) of the 54,000 ft program completed
- 27 holes reported to date continue to reinforce grade and continuity within the known oxide system and expansion potential
- Current drilling is testing hanging-wall and footwall contacts, strike continuity and up- and down-dip extensions
- The deposit remains open and the geological model continues to improve

Updated MRE Q4 2026

(to include 2026 drilling)

Selected Results — Broad Oxide Intervals

Hole ID	From (ft)	To (ft)	Length (ft)	CuT%
ZND0028	**332**	**377**	**45**	**0.45**
ZND0028	**441**	**731**	**290**	**0.40**
including	**480**	**530**	**50**	**1.69**
ZND0027	191	889	697	0.28
including	260	430	170	0.47
including	709	889	180	0.37
ZND0014	79	700	621	0.23
including	425	599	174	0.36
ZND0049	0	554	554	0.27
including	86	285	199	0.40
ZND0003	170	417	247	0.36

EDGE COPPER

Hole ZND0028 Intersects 290 ft at 0.40% CuT Beyond the PEA Design Pit at the Northeastern End of Zonia

ZND0028 returned 290 ft grading 0.40% CuT, including a high-grade interval of 50 ft grading 1.69% CuT, plus a separate interval of 46 ft grading 0.45% Cu

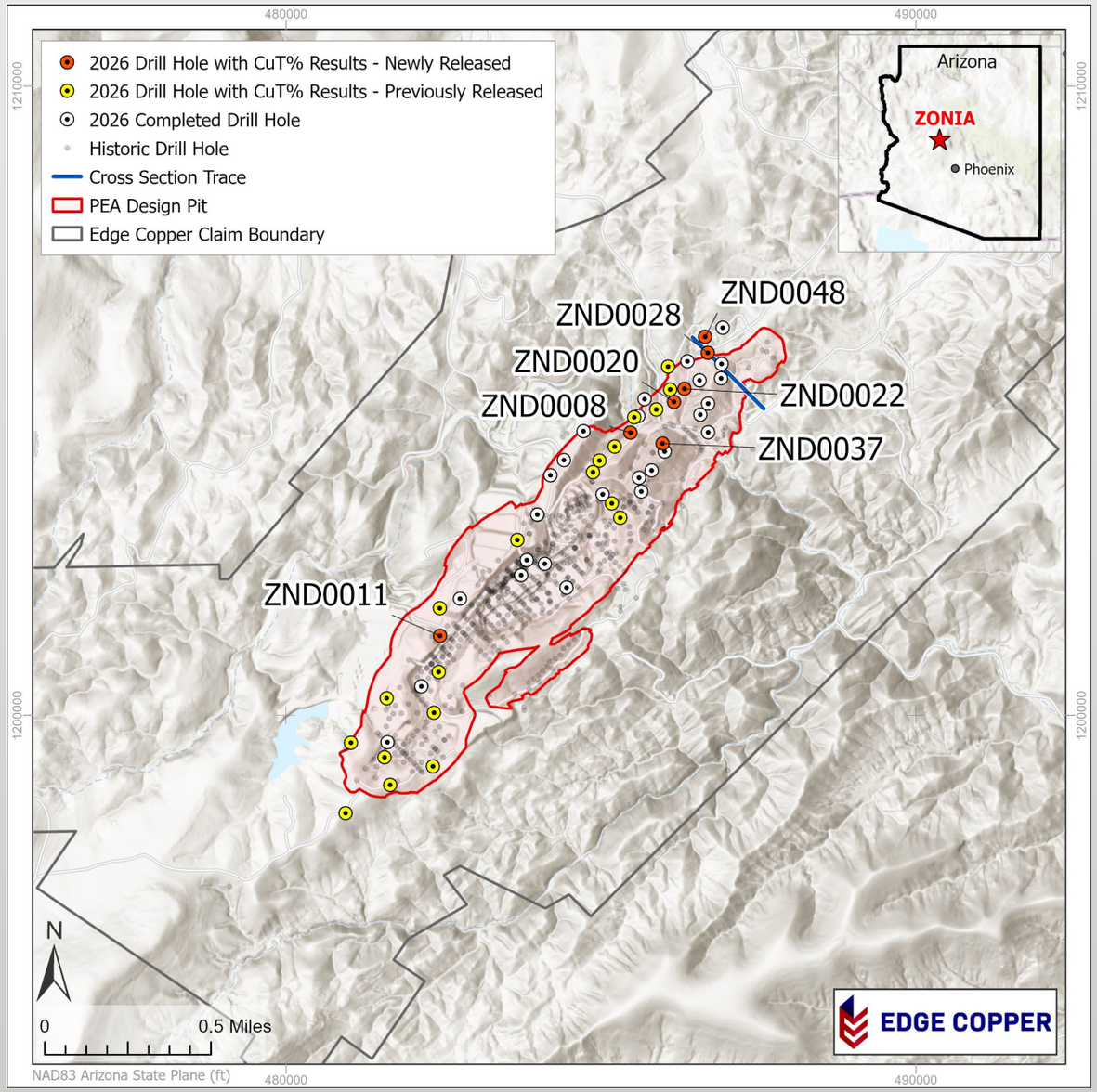

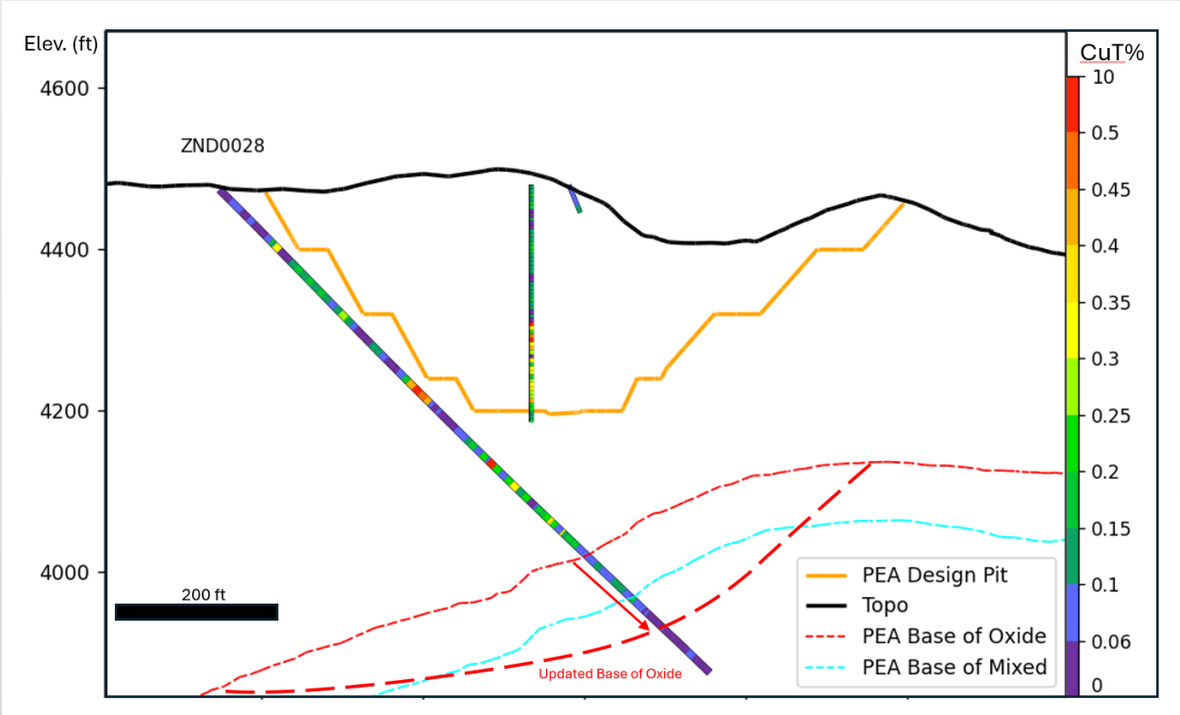

- intersected oxide mineralization beyond the pit limit and well below the currently modeled base of oxide
- provides data point for evaluating the potential depth and extent of the oxide envelope at the northeastern end of the deposit.

EDGE COPPER

Three Porphyry Centres Define a Larger System; the Eastern Centre Is the Next Major Test

- Zonia lies within a NW-trending structural corridor bounded by the Western and Eastern faults.
- Three NW-trending porphyry centres are interpreted: western, central and eastern.
- 2026 drilling has focused on the western and central centres; the eastern centre and deposit margins remain key expansion targets.

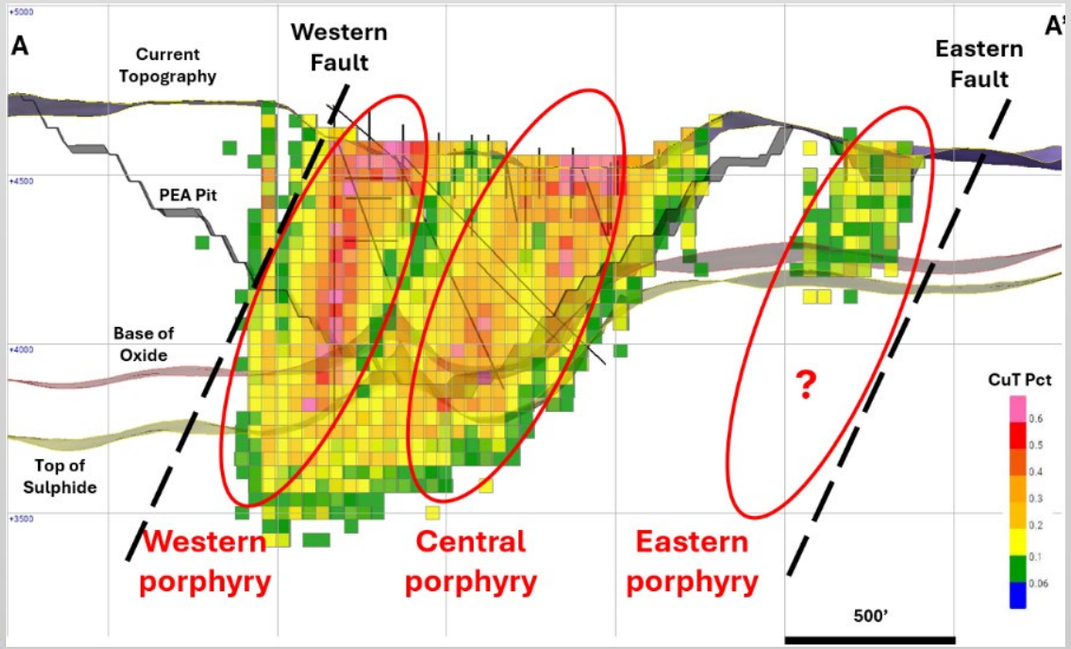

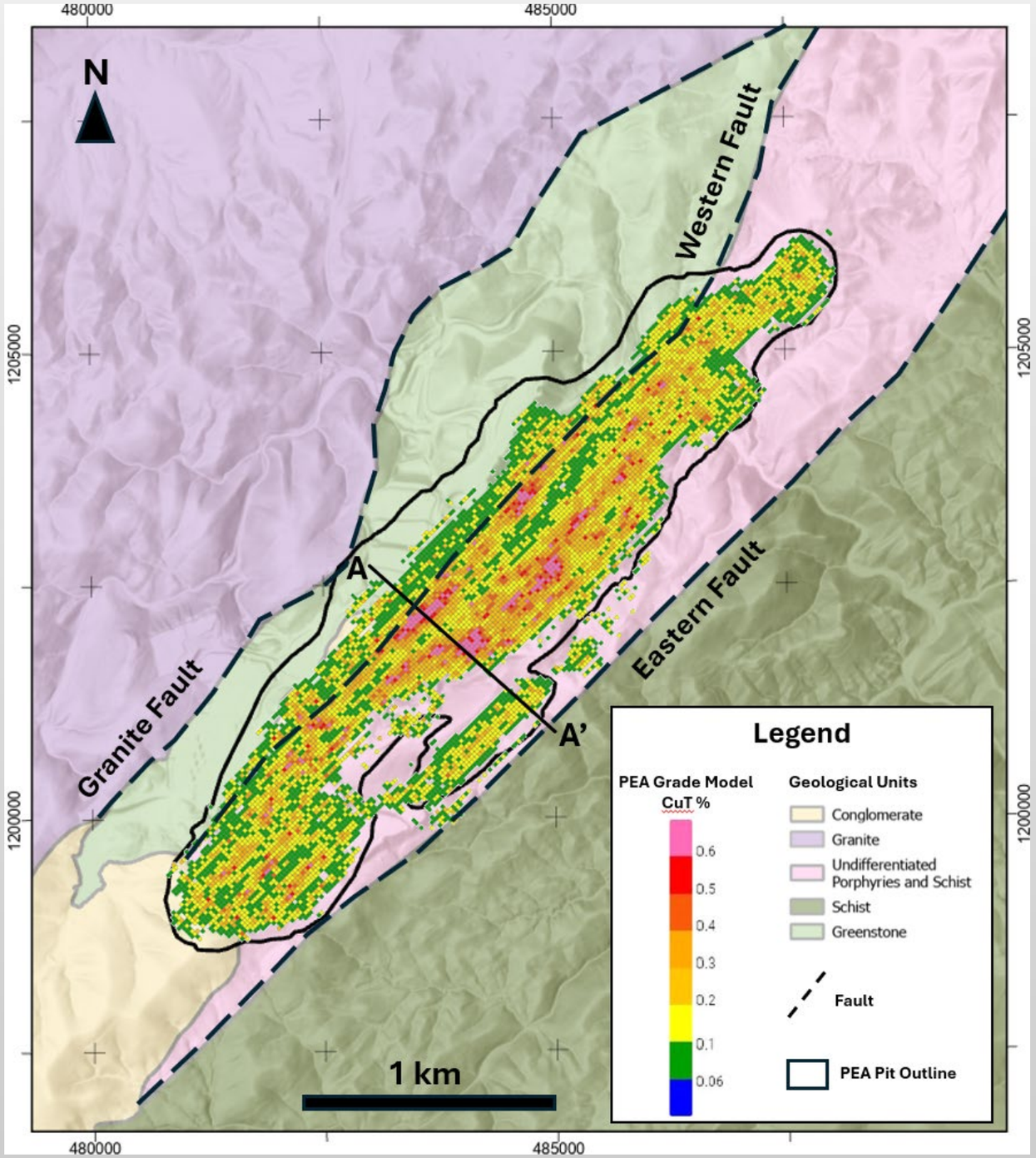

EDGE COPPER

The PEA Defines Meaningful Cathode Production with Operating Leverage

76 Mlb/year

average Grade A copper cathode production

784 Mlb

life-of-mine cathode production

10 years

current PEA mine life

US$2.47/lb Cu

AIC(1)

PEA Production Basis:

- 218 Mt of mineralized material processed at a 0.60 strip ratio
- Average processing rate of approximately 60,630 short tons per day
- Average planned copper recovery of 72.8%
- Current metallurgy and resource work target recovery and mine-life upside

Average Recovery	Processing Rate	Strip Ratio
72.8%	60,630 stpd	0.6

EDGE COPPER

(1) Non-IFRS financial measure

The PEA Capital Profile Supports a Credible Development Path

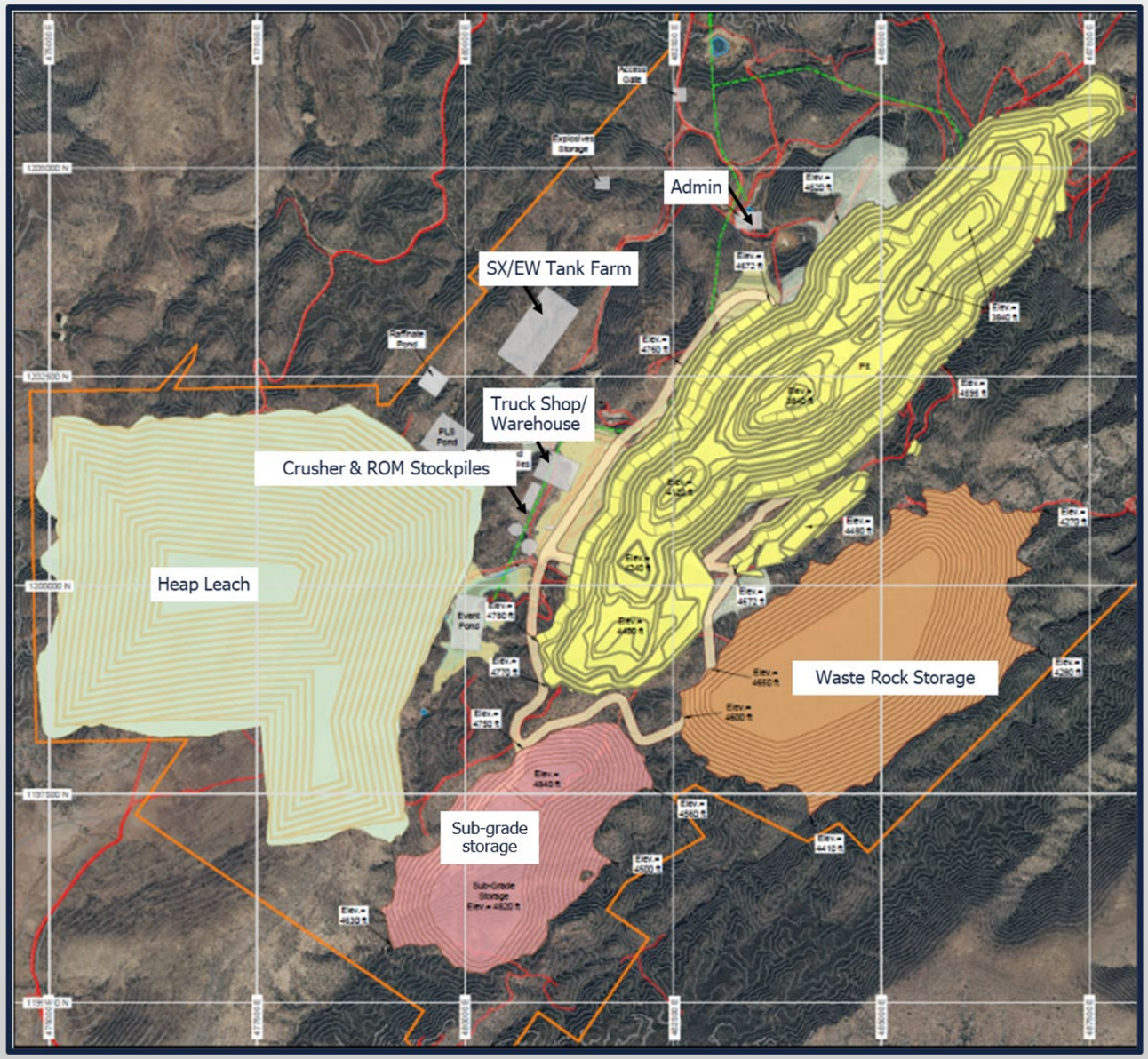

PEA capital profile

Initial capex	**$524.5M**
Heap leach expansion (Yr 3)	**$27.7M**
Sustaining capex	**$168.6M**

EDGE COPPER

March 2026 PEA Establishes Robust Initial Economics at US$4.60/lb Copper

Base Case *($4.60/lb)*

After-tax NPV8%	**$488M**
After-tax IRR	**23.4%**
Net Free cash flow	**$985M**
Payback	**4.0 years**

Base case $4.60/lb Copper Plus a $0.04/lb Domestic Cathode Premium

Sensitivity Case ($5.98/lb)

After-tax NPV8%	**$1.07B**
After-tax IRR	**40.9%**
Net Free cash flow	**$1.83B**
Payback	**2.2 years**

PEA sensitivity at $5.98/lb copper plus a $0.04/lb domestic cathode premium

The PEA Provides a Strong Economic Starting Point Before 2026 Drilling and PFS Optimization

EDGE COPPER

Note: All Dollars are in USD.

A Defined Sequence from Exploration Results to a Mid-2027 PFS

- **Q3/26** — Complete current drilling, assays and geological model; decide on follow-up expansion drilling
- **Q4/26** — Publish updated MRE incorporating 2026 drilling (targeting ~50% increase); establish PFS basis
- **Q4/26 - Q1/27** — Complete metallurgy, geotech, hydrology, baseline studies and infrastructure trade-offs
- **MID- 2027** — Publish PFS and define the next phase of project advancement and development strategy

Exploration, environmental and permitting work continue in parallel to preserve growth and execution optionality

EDGE COPPER

Leadership Has Built, Financed, Permitted and Realized Value Across Copper Projects

Gil Clausen

CEO, Chair & Co-Founder

- Mining engineer with 40+ years across operations, engineering, finance and project development; more than 20 years as a mining CEO
- Leadership and transactions include Copper Mountain, Brio Gold, Augusta Resource, Arizona Mining and New World Resources

Letitia Wong

President & Co-Founder

- 20+ years in strategy, corporate development, capital markets and investor communications
- Former CFO of Copper Mountain and senior corporate-development roles with Brio Gold and Augusta Group

The Broader Team Adds Operating, Engineering and Permitting Experience in Arizona and the United States

EDGE COPPER

ZONIA PROJECT TEAM

- **Kyle Lindahl, COO**
- Mining engineer with over 20 years experience in copper, zinc, gold, silver talc and molybdenum, focused on engineering, design, operations, project management
- Recently COO and VP Project Development at New World Resources Ltd. Successfully advanced and permitted the Antler Copper Project in Arizona
- Previously at Stantec, Redpath, and Rio Tinto as a Mining Engineer
- Professional Engineer (PE), Bachelor of Science degrees (BS Finance & BS Accounting), a Bachelor of Applied Science degree in Mining and Mineral Engineering and Executive MBA from Northwestern University – Kellogg School of Management

---

- **John Stefka, Vice President, Environment & Community Relations**
- Over 15 years of experience in environmental management, stakeholder engagement, permitting, and regulatory compliance in the North American mining sector
- Recently Environment and Community Manager at New World Resources Ltd. Successfully led community engagement and permitting of the Antler Project in Arizona
- Previously, Environmental Manager for Golden Vertex Corp. in Arizona and in various environmental roles for Newmont Corporation
- Bachelor of Science degree in Biology and Master of Science degree in Environmental Science

---

Patrick Redmond (President of RXS at GeologicAI – Exploration & Geology Consultant)

- Professional geoscientist with +25 years of experience in international mineral exploration and the mining industry
- In-depth technical expertise in ore-forming hydrothermal systems across a range of ore deposit styles with particular expertise in porphyry copper deposits
- Recently SVP of Exploration & Geoscience at Copper Mountain Mining Corporation
- Previously Vice President of Exploration at KoBold Metals and 12 years at Teck Resources in senior exploration roles
- Ph.D. in Geological and Environmental Sciences from Stanford University, M.Sc. in Geology, and B.A. (Hons) in Earth Sciences. Member of AusIMM and a Fellow of the Society of Economic Geologists

---

The Current PEA Is the Starting Point;
2026 Work Is Designed to Redefine Zonia Before PFS

CURRENT BASE

- ✓ January 2026 MRE
- ✓ March 2026 PEA
- ✓ Conventional U.S. cathode

GROWTH CATALYSTS

54,000 ft drill program (underway)
Q4 2026 Updated MRE
Recovery testwork (underway)

PFS CONVERSION

Reserve and mine plan
Improved recovery and optimized capital estimate
Mid-2027 PFS

1 **PEA BASE** 2 **GROWTH** 3 **MID-2027 PFS**

EDGE COPPER

APPENDIX

LEGAL MATTERS

Preliminary Economic Assessment

The PEA is preliminary in nature, it includes Inferred Mineral Resources that are considered too speculative geologically to have the economic considerations applied to them that would enable them to be categorized as Mineral Reserves, and there is no certainty that the Preliminary Economic Assessment will be realized. Information relating to data verification, exploration information and Mineral Resources is contained in the March 17, 2026 Technical Report titled *"Zonia Copper Project National Instrument 43-101 Technical Report 2026 Preliminary Economic Assessment Yavapai County, Arizona, USA"* filed on SEDAR+.

There is no assurance that commercial production, and consequently, revenue and positive cash flow from operations, will be achieved. See the risks and uncertainties identified under the heading "Risk Factors" in the Company's current annual information form.

Mineral Resource Estimates

All mineral resource estimates disclosed or referenced herein are presented in accordance with CIM standards required by National Instrument 43-101 - *Standards of Disclosure for Mineral Projects of the Canadian Securities Administrators* ("**NI 43-101**"). Mineral resources that are not mineral reserves do not have demonstrated economic viability. Readers are also cautioned not to assume that all or any part of an Inferred Resource exists or is economically or legally mineable.

The 2026 Mineral Resource Assumptions:

(1) Mineral Resources are reported in situ, using the CIM (2014) Definition Standards, and have an effective date of January 30, 2026.
(2) Estimated by an Independent QP. The Mineral Resource Estimate QP is Mr. David K. Thomas, P.Geo., of DKT Geosolutions Inc.
(3) Mineral Resource estimates for Zonia were constrained within a pit shell with pit slope angles of up to 50°.
(4) A long-term Cu price of US$5.00/lb copper, and an NSR cut-off value of US$5.00/ton. Other inputs include grade variable metallurgical recoveries for oxide, transition, and sulphide domains, respectively; base mining cost of US$1.95/ton; processing and general and administrative costs of US$5.00/ton; off-site costs of US$0.05/lb of Cu.
(5) Estimates have been rounded. Totals may not sum or multiply accurately due to rounding.

Qualified Person

Kyle Lindahl, P.Eng., COO of Edge Copper, a qualified person for purposes of NI 43-101, has approved the scientific and technical information in this presentation.

Non-IFRS Financial Measures

This presentation contains certain non-IFRS financial measures included in the economic analysis in the Technical Report. While these measures are exempt from requirements of NI 52-112 Non GAAP and Other Financial Measures Disclosure by virtue of Section (4)(I)(c)(i) thereof, the Company believes a description of these measures is helpful for investors to understand costs associated with operating the Zonia Copper Project.

- C1 Cash Cost: C1 cash cost include cash costs related to mine operations, processing and general and administrative costs.
- All-in Sustaining Costs ("AISC"): AISC includes C1 cash costs plus sustaining capital.
- All-in Costs ("AIC"): AIC includes AISC plus deferred stripping and exploration.

CORPORATE INFORMATION

Capital Structure

August 2026		
Basic Shares Issued & Outstanding	*(M)*	167.4
Options	*(M)*	3.9
Warrants	*(M)*	23.1
RSUs	*(M)*	3.5

Top Shareholders

September 30, 2026	**% Ownership**
Gil Clausen (Chair & CEO)	16%
GeologicAI	10%
Bob Kopple (Director)	7%
Letitia Wong (President)	4%

Financial Information

June 30, 2026		
Cash & ST Investments	*(US$M)*	~15
Debt	*(US$M)*	--

Share Information

September 30, 2026	
TSX: EDCU	C$0.50
Market capitalization	~C$85

EDGE COPPER

Conventional Open Pit, Heap Leach and SX/EW

A Direct Route to Grade A Copper Cathode

Open pit mining

Heap Leach

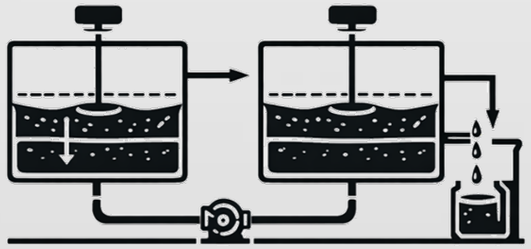

Solvent extraction

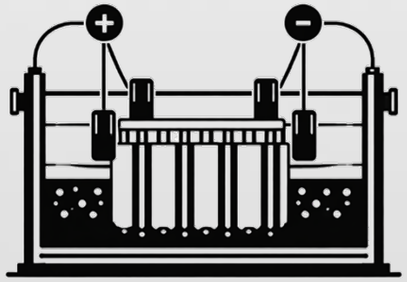

Electro-winning



Copper cathode

Planned Onsite Production of Grade A Copper Cathode Avoids Concentrate Marketing Complexity

EDGE COPPER

Competitive Capex Intensity

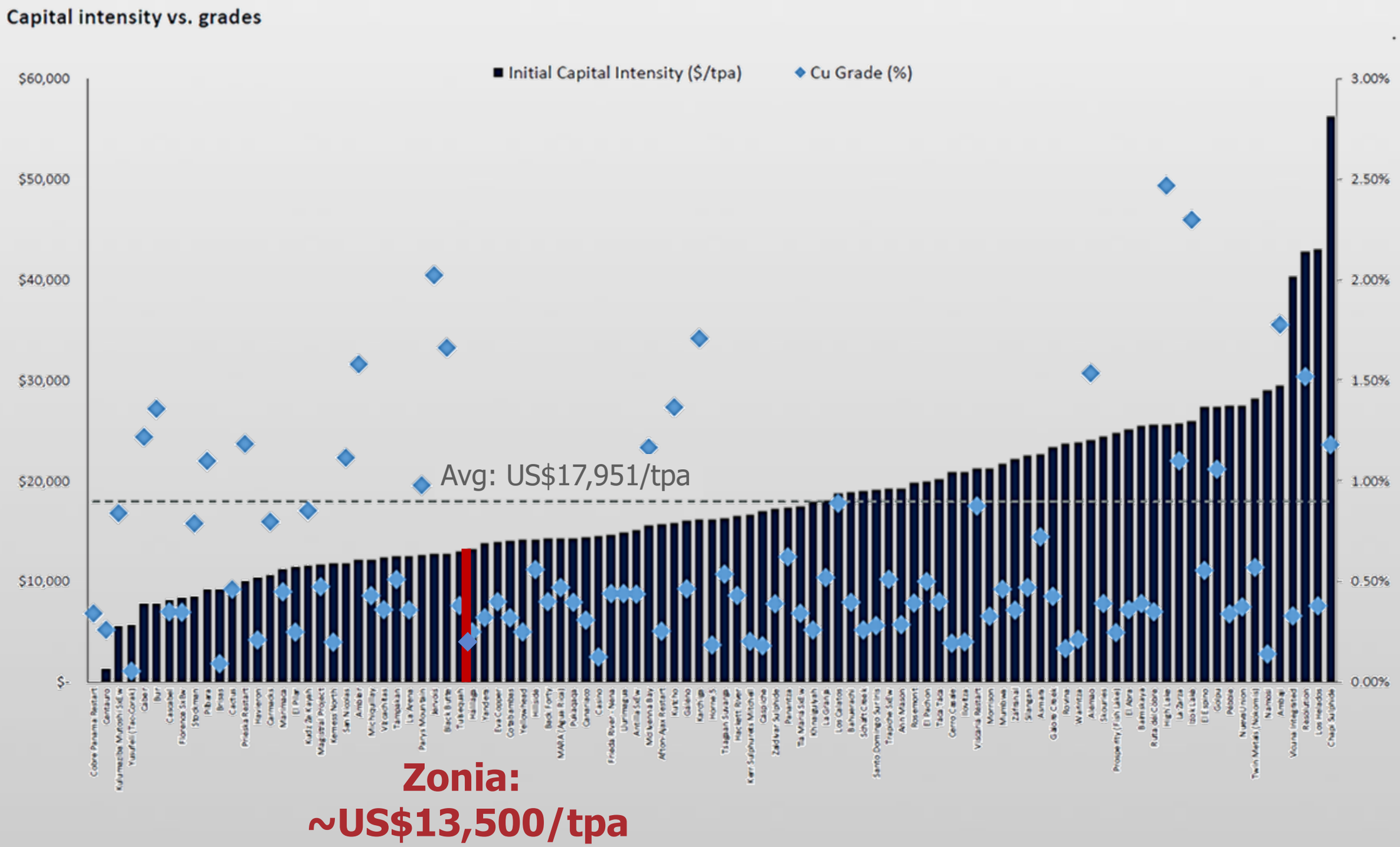

EDGE COPPER

SOURCE: Wood Mackenzie, RBC Capital Markets "Mission Critical – Copper Supply" Presentation - February 9, 2026

Current Valuation Provides Leverage to Execution of the 2026–2027 Catalysts

P/NAV Comparison

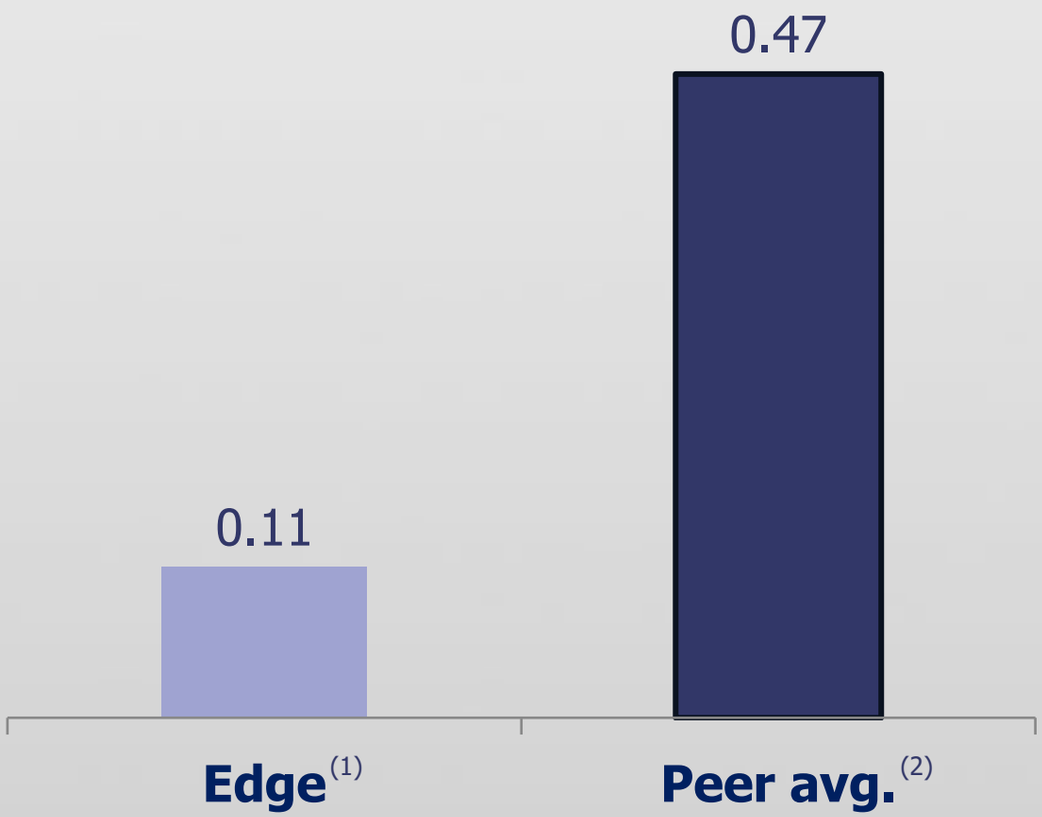

What Could Close the Gap?

Larger and better-defined resource	2026 drilling and Q4 MRE ✓
Improved recoveries and technical definition	Metallurgy and PFS work underway ✓
Visibility on buildability and execution	Engineering and permitting in progress ✓
Broader recognition of U.S. cathode exposure	Investor outreach in progress ✓

Re-rating Catalysts: Resource Growth, Recovery Improvement, PFS Advancement and Broader U.S. Cathode Recognition

EDGE COPPER

(1) As of July 24, 2026. Illustrative: Edge market capitalization converted to US dollars divided by Zonia base-case after-tax NPV8% of US$488M.
(2) Source: Scotiabank average copper developer coverage universe as at July 24, 2026.

BOARD OF DIRECTORS

Gil Clausen, Chair & CEO
- Mining engineer and mining CEO with 40+ years across operations, project development, finance and transactions.

Joseph Longpre, Lead Independent Director
- 35+ years in finance, capital markets and M&A; former CFO of Brio Gold, CEO of Augusta Resource and senior executive at BMO Capital Markets.

Keith Henderson, Director
- Mining executive and geologist with 30+ years of international experience; CEO of Latin Metals and director of World Copper.

Robert Kopple, Director
- 50+ years of legal and business-transaction experience; founder and senior partner of Kopple, Klinger & Elbaz.

Lance Newman, Director
- 35+ years in project development, processing and operations; senior project roles with Copper Mountain, Brio Gold and Augusta Resource.

Rodney Pace, Director
- 30+ years in project development and operations; former President and CEO of Rosemont Copper and senior leader with Augusta Resource and Washington Group.

Sarah Terrell
- 25 years in commodities, trading, international supply chains, business development and risk management. Currently Senior Vice President, Trading and Global Head of Sulfuric Acid at Trammo, Inc.

Letitia Wong, President & Director
- 20+ years in strategy, corporate development and capital markets; former CFO of Copper Mountain.

DRILL RESULTS (INITIAL RELEASE)

Deposit remains open along strike and laterally

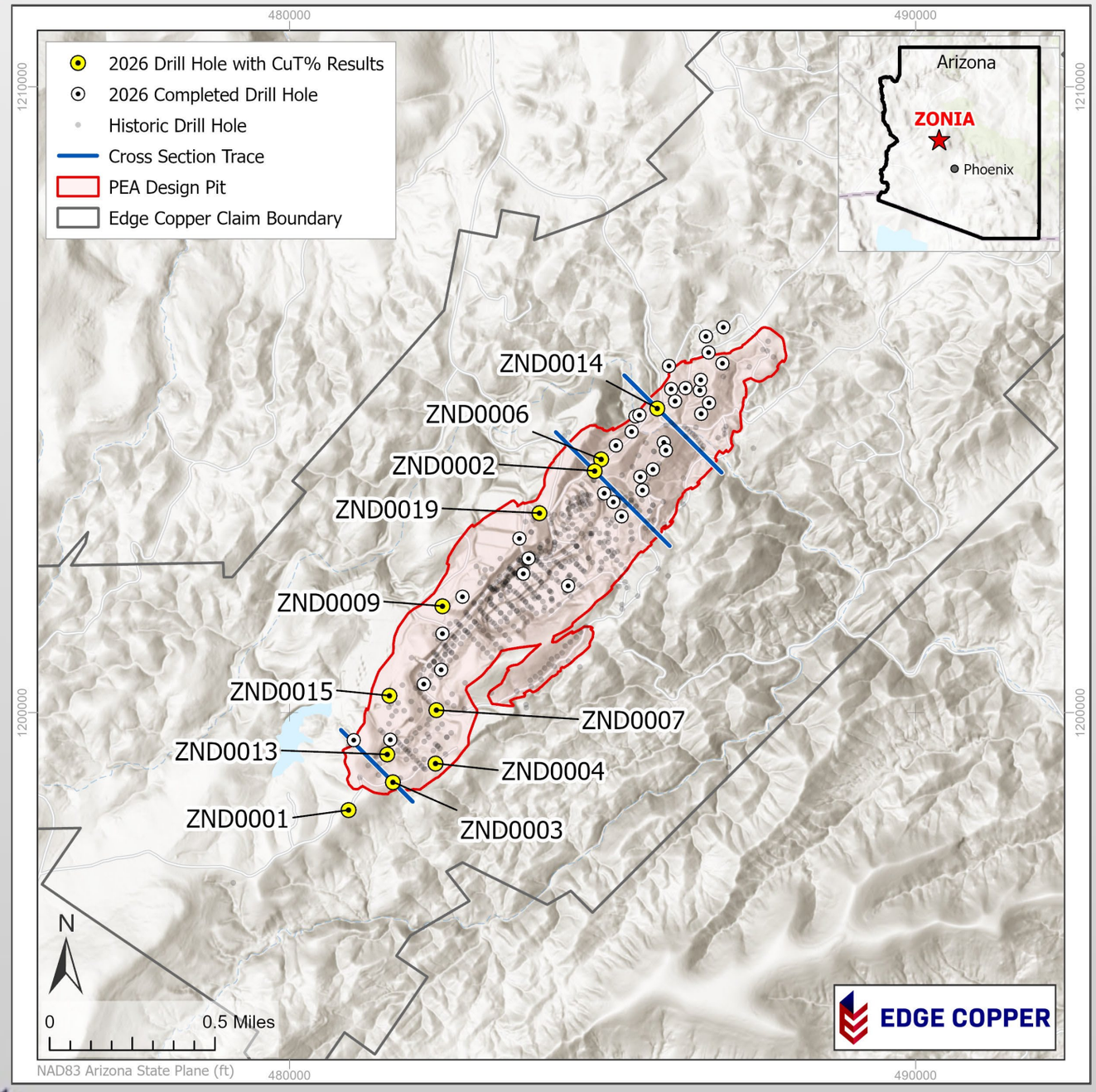

Hole ID	From (ft)	To (ft)	Length (ft)	CuT%
ZND0001	270	392	122	0.21
ZND0002	**24**	**330**	**306**	**0.25**
including	**59**	**137**	**78**	**0.38**
ZND0003	**170**	**417**	**247**	**0.36**
ZND0004	No significant intercepts			
ZND0006	79	435	356	0.21
including	132	222	90	0.31
ZND0007	20	93	73	0.19
ZND0009	504	740	236	0.29
including	580	670	90	0.43
ZND0013	140	260	120	0.22
ZND0014	**79**	**700**	**621**	**0.23**
including	**102**	**179**	**77**	**0.34**
including	**425**	**599**	**174**	**0.36**
ZND0015	81	118	37	0.14
ZND0019	**266**	**530**	**264**	**0.22**
including	**373**	**440**	**67**	**0.45**

EDGE COPPER

Notes: From and To values are down-hole depths and are rounded to the nearest foot. Significant intervals were calculated using a 0.10% CuT cut-off. CuT means total copper. Reported intercepts are primarily oxide copper mineralization.

CROSS SECTION

ZND0014 — Northwestern Margin

621 ft grading 0.23% CuT from 79 ft, including 77 ft grading 0.34% CuT and 174 ft grading 0.36% CuT

Broad oxide mineralization at the northwestern margin extends along the current resource boundary and supports continued testing of pit-shell expansion to the northwest.

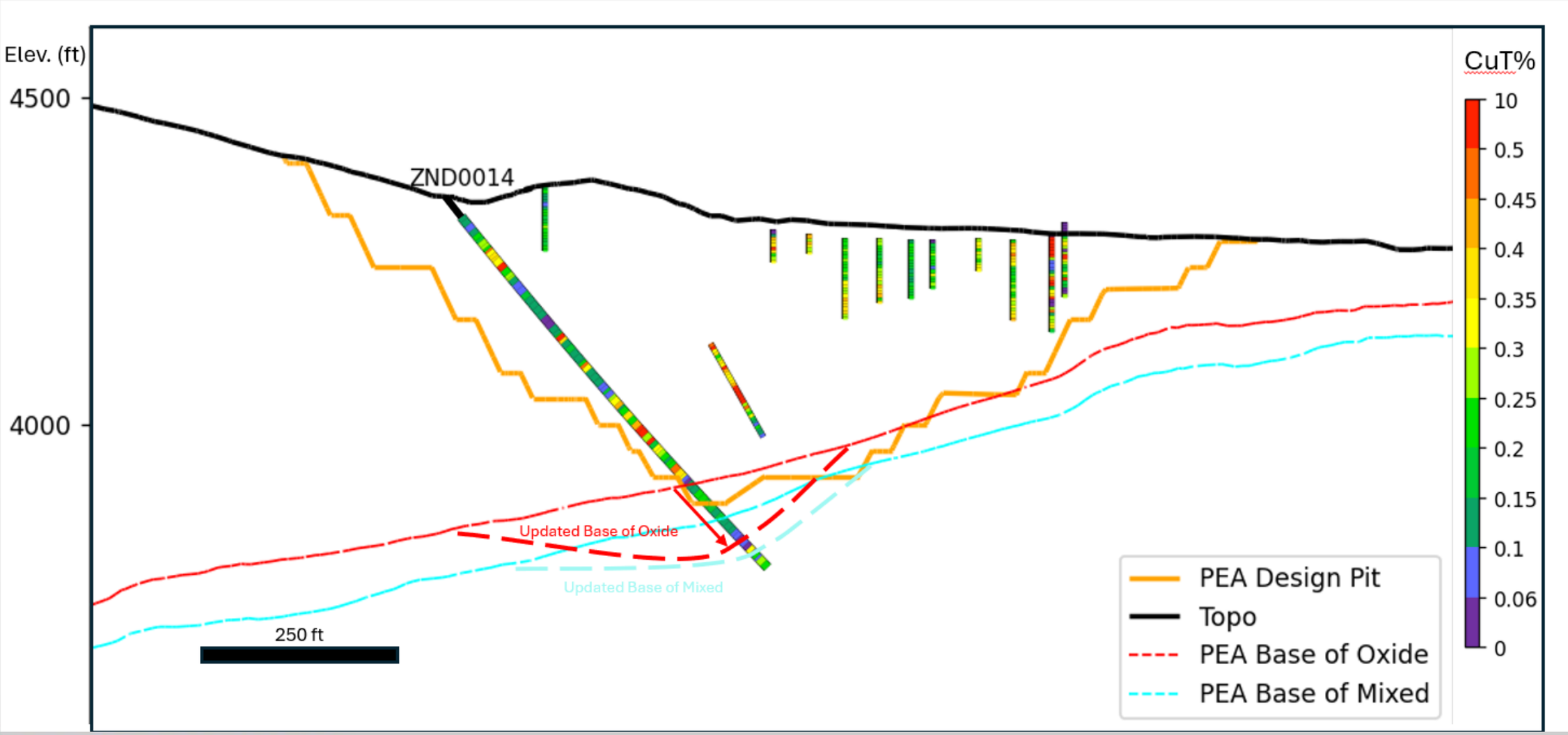

EDGE COPPER

CROSS SECTION

ZND0003 — Southeastern Margin

247 ft grading 0.36% CuT from 170 ft

Oxide mineralization extends beyond the current PEA pit shell and below the modelled base of oxide, supporting southeast expansion testing and refinement of the geological model.

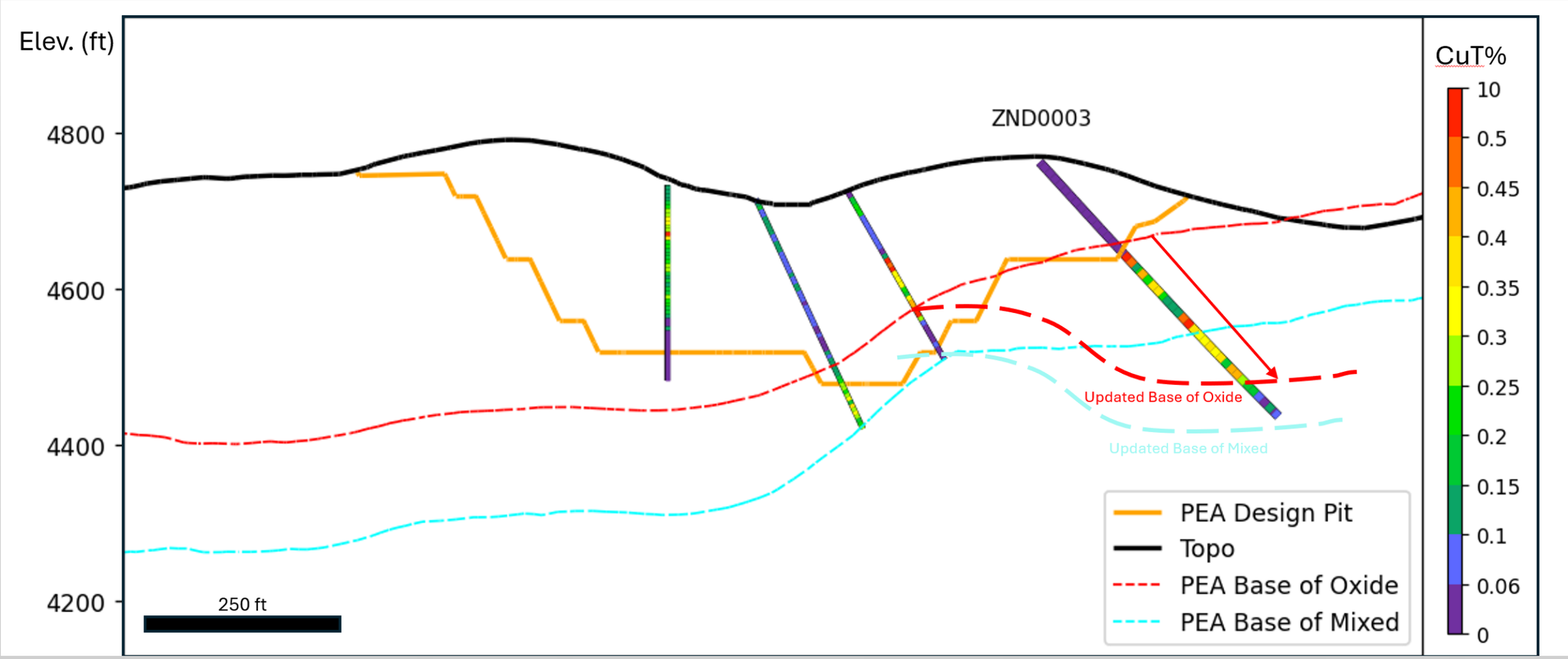

EDGE COPPER

CROSS SECTION

ZND0002 — North-Central Deposit Area

306 ft grading 0.25% CuT from 24 ft, including 78 ft grading 0.38% CuT

A broad, shallow oxide interval confirms continuity in the conversion area and supports further refinement of the oxide boundary.

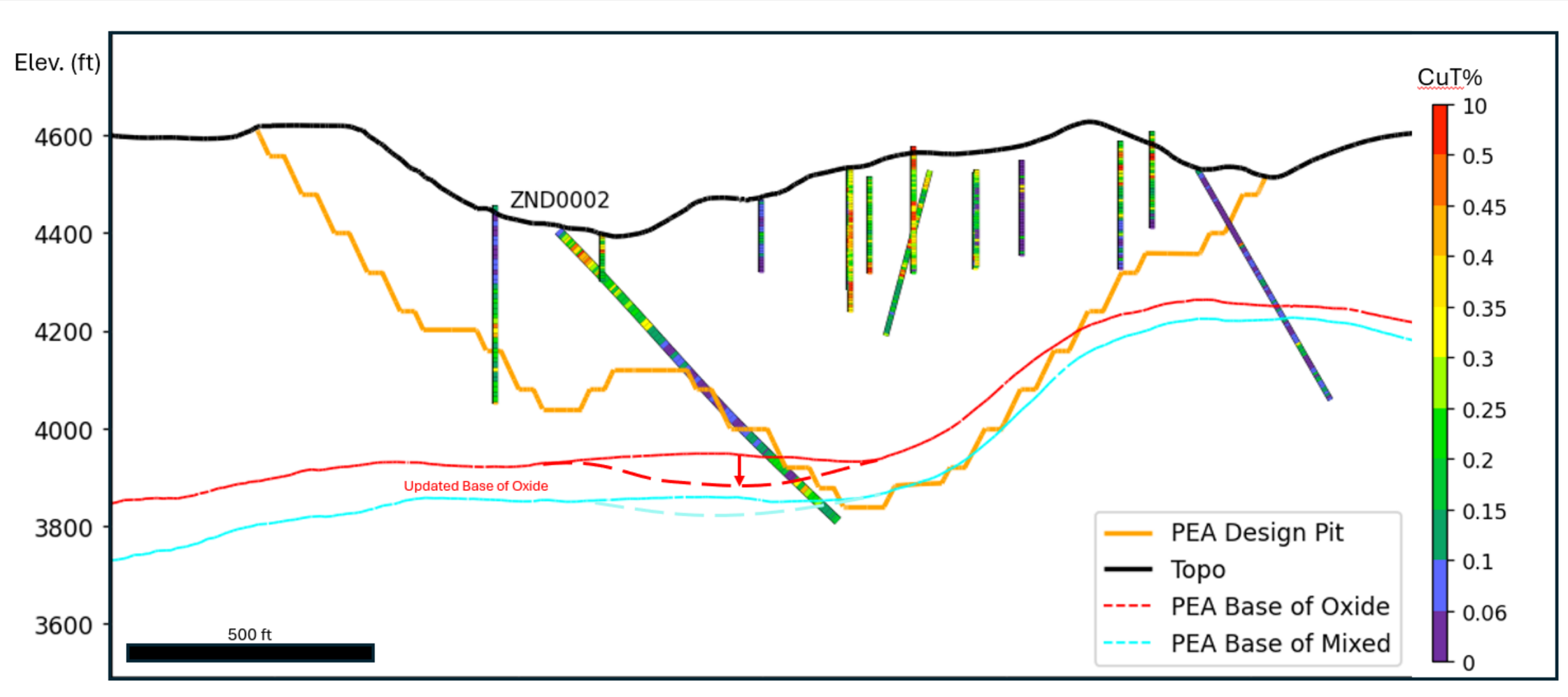

EDGE COPPER